



L A S E R S C A N A R M

The FARO Laser ScanArm is the first ever seven-axis contact/non-contact measurement device with a fully integrated FARO Laser Line Probe. Unlike other scanning systems, the ScanArm’s hard probe and Laser Line Probe can digitize interchangeably without having to remove either component. Users can accurately measure prismatic features with the Arm’s hard probe, then laser scan sections requiring larger volumes of data (more than 19,000 points per-second) — without adding or removing attachments, untangling cabling, or having to use a separate CMM.

- Fully integrated 7-axis ScanArm
- Laser scan up to 19,200 points per second
- Use Laser and Hard Probes interchangeably
- Take measurements within the same software
- No attachments or tangled cables

Most Common Applications

Aerospace:

Reverse Engineering, Certification, Part Inspection

Automotive:


Tool Building & Certification, Alignment, Part Inspection

Metal Fabrication:

OMI, First article inspection, Periodic Part Inspection

Molding/Tool & Die:

Mold and Die Inspection, Prototype Part Scanning



A Compact, Sealed Design

B Thermal Stabilizer

C Repeatabile Quick-Mount

D Ergonomic, Removable Handle

E Lightweight Construction

F Fully Integrated Cabling



A Makes the ScanArm versatile and durable in harsh manufacturing environments

B Ensures optimum working conditions throughout operating temperature range

C Allows for quick-probe disconnect without repetitive calibration

D Provides comfortable stress-free usage

E Provides true “measure anywhere” performance


F Allows for full use of 7-axis FaroArm’s rotation ability

System Performance


Model	4ft. (1.2m)	6ft. (1.8m)	8ft. (2.4m)	10ft. (3.0m)	12ft. (3.7m)
Advantage	±.0048 in. (±.121 mm)	±.0061 in. (±.156 mm)	±.0068 in. (±.172 mm)	±.0101 in. (±.257 mm)	±.0135 in. (±.343 mm)
Titanium	±.0034 in. (±.086 mm)	±.0040 in. (±.103 mm)	±.0044 in. (±.111 mm)	±.0060 in. (±.154 mm)	±.0077 in. (±.196 mm)
Platinum	±.0027 in. (±.068 mm)	±.0030 in. (±.076 mm)	±.0032 in. (±.080 mm)	±.0040 in. (±.102 mm)	±.0048 in. (±.123 mm)



SCAN



INSPECT



REVERSE ENGINEER

Laser Line Probe Specifications

Accuracy: 50µm (0.002")
Repeatability: ± 50µm, 2σ (± 0.002")
Stand-off: 95mm (3.75") Depth of Field - 85mm (3.35")
Effective Scan width: Near Field 34mm (1.34")
 Far Field 60mm (2.36")

Points per line: 640 points/line
Scan Rate: 30 frames/second
 30fps x 640points/line = 19,200 points/sec.

Temperature resistant, dimensionally stable optics • Direct compatibility with FARO 7-Axis Arm

Hardware Specifications

Operating Temp range: 10 to 40°C
Temperature Cycle: 5°C/5min.
Humidity: 95%, noncondensing
Calibration Lifecycle: Permanent
Protection: IP 64 standards
Acceleration: Permissible angular: greater than 105 rad/s².

Power Supply: Universal worldwide voltage
 85-245VAC, 50/60 Hz

Certifications:
 CE compliance
 Directive 73/23/EEC, Low Voltage Directive - Directive 93/68/EEC, (CE Marking)
 Directive 89/336/EEC, (EMC)
 FDA CDRH, Subchapter J of 21 CFR 1040.10
 EN 61010-1:2001, IEC 60825-1, EN 61326, EN 55011, EN 61000-3-2,
 EN 61000-3-3, EN 61000-4-4, EN 61000-4-5, EN 61000-4-6, EN 61000-4-8,
 EN 61000-4-11, EN 55011, EN 61000-3-2, EN 61000-3-3,
 EN 61000-4-4, EN 61000-4-5, EN 61000-4-6, EN 61000-4-8, EN 61000-4-11



www.FARO.com
800.736.0234



ACCREDITED
Certificate # L1147